

# MRI Scan

Your MRI scan is scheduled for: \_\_\_\_\_ a.m./p.m.  
Day Date

Please check in at: \_\_\_\_\_ a.m./p.m.

- |   |  |   |
|---|--|---|
| <input type="checkbox"/> Methodist Hospital<br>MRI Department<br>6500 Excelsior Blvd.<br>St. Louis Park, MN                 | <input type="checkbox"/> Park Nicollet Clinic—St. Louis Park<br>CT/MR Imaging Center<br>4951 Excelsior Blvd.<br>St. Louis Park, MN | <input type="checkbox"/> Park Nicollet Clinic—Wayzata<br>Wayzata Medical Building<br>250 Central Ave. N.<br>Wayzata, MN |
| <input type="checkbox"/> Park Nicollet Heart and Vascular Center<br>2nd Floor<br>6500 Excelsior Blvd.<br>St. Louis Park, MN |  |   |

Welcome! Our staff is committed to providing the highest quality health care and service possible. We hope this brochure will provide you with information you need about our services and facilities. If you would like more information, we encourage you to ask any staff member for assistance.

## About the procedure

Magnetic resonance imaging (MRI) is an advanced tool used to diagnose diseases and abnormalities not seen on conventional X-rays. MRI can produce high-quality images without using radiation.

MRI uses a sophisticated computer, a strong magnetic field and radio waves. The patient lies on a padded table and moves into the center of the scanner. The machine makes knocking sounds when the images are taken. During the procedure, the patient must lie very still. The exam is painless and usually lasts about one hour. When the exam is completed, images are stored on film and sent to the radiologist for interpretation.

## Special considerations

Some exams require the use of a special dye, which allows the radiologist to better see specific areas. The dye is injected into a vein. Most people do not complain of any sensation. The dye is eliminated by the kidneys.

If you are claustrophobic or if you have difficulty lying still, please notify your doctor.

Because of the strong magnetic field, certain precautions need to be taken. Notify your doctor if you have any of the following:

- Pacemaker
- Hearing aids
- Heart valve
- Intrauterine device
- Metal implants
- Aneurysm clips
- Chance of pregnancy

If you have been a metal worker, such as a machinist or a welder, or if metal fragments have been removed from your eyes, you will be required to have a limited computerized tomography (CT) scan or X-ray to ensure you do not have metal fragments in your eyes. The CT scan or X-ray will be scheduled at the time of your MRI exam.

## Before the procedure

Preparation for an MRI scan is minimal. You may eat a regular diet. You will be asked to remove all objects containing metal, such as credit cards, dentures, hearing aids, jewelry, hairpins and keys. Please remove any body piercings before you arrive. If you are having an exam of your head, please do not wear eye makeup. You may be asked to change into a gown.

*continued on next page*

## Questions

If you have questions regarding this procedure, please contact your doctor.

## Scheduling

If you are not able to keep this appointment and need to cancel or reschedule, please contact Radiology Scheduling at 952-993-9800.

## Locations

### Methodist Hospital

#### MRI Department

6500 Excelsior Blvd.  
St. Louis Park, Minn. 55426  
952-993-6446

Please arrive 30 minutes before your exam time. Park in the Orange Lot, north of the hospital, behind the Meadowbrook Medical Building (see map). Bring your parking ticket into the hospital to be validated for discounted parking.

Enter through the Meadowbrook Medical Building entrance. Take the elevator to first floor. Turn right and enter Methodist Hospital. Continue to walk down the hallway. Admitting is on the right side.

### Park Nicollet Heart and Vascular Center

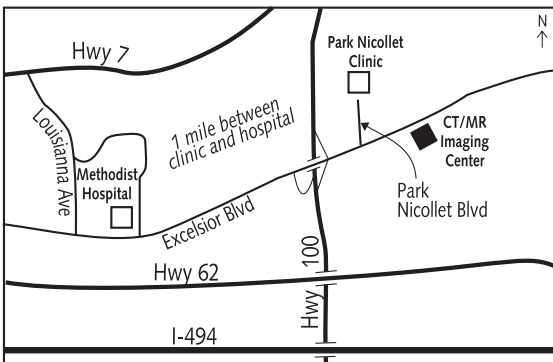
2nd Floor  
6500 Excelsior Blvd.  
St. Louis Park, MN 55426  
952-993-3246

Park in the Blue Ramp, south of the hospital, just off Excelsior Boulevard. Bring your parking ticket into the hospital to be validated for reduced-cost parking.

Enter the Heart and Vascular Center entrance. Take the elevator to the second floor.

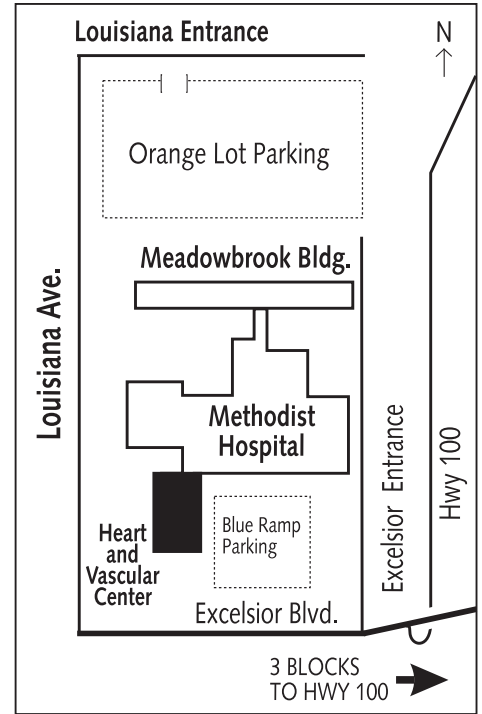
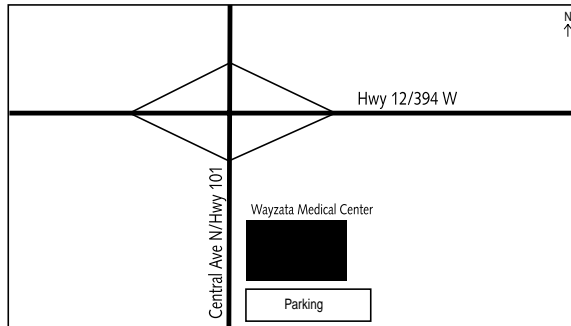
### Park Nicollet CT/MR Imaging Center

4951 Excelsior Blvd.  
St. Louis Park, Minn. 55426  
952-993-1785



### Park Nicollet Clinic—Wayzata Park Nicollet Imaging Center (MRI)

3rd Floor, South Building, Suite 324  
250 Central Ave N  
Wayzata, MN 55391  
952-993-8290



**Park Nicollet**

Park Nicollet Institute © 2006  
12216 (4/06)